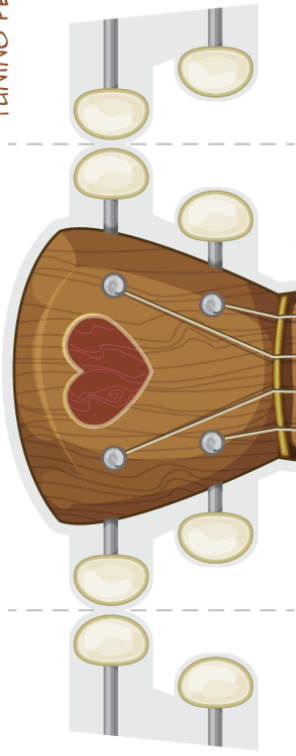




ROUGH TRIM, THEN FOLD AND GLUE
TUNING PEGS BEFORE FINAL TRIMMING




BEGIN ATTACHING SIDES AT
THESE CORNERS



LID (BOX TOP)
CUT AROUND GRAY BORDER

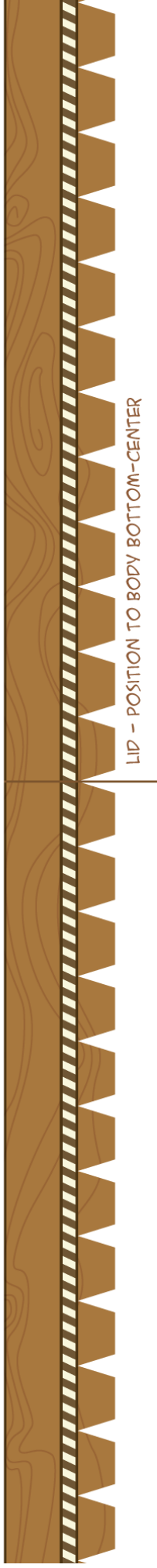
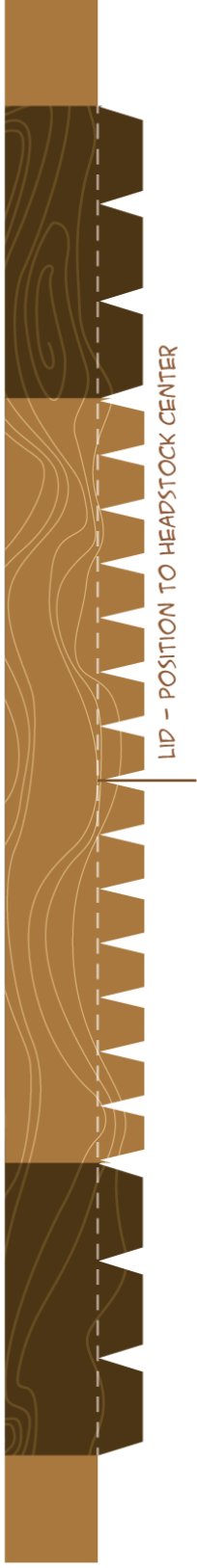



ATTACH LID SIDES JUST
WITHIN TOP'S EDGE



BOX BOTTOM







BOX INTERIOR FOUR STRIPS -- CUT APART DOWN CENTER
- TWO BOX STRIPS 1.5" TALL
- TWO LID STRIPS 0.5" TALL



LID, INTERIOR TOP



TRIM TO FIT SNUGGLY INSIDE LID
TOP AND BOX BOTTOM

BOX, INTERIOR BOTTOM